FDEQ125B



view A

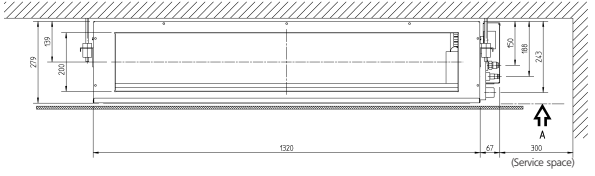

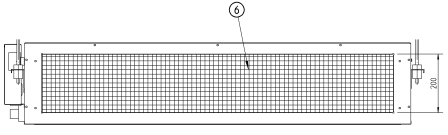

view B

1 Liquid pipe connection Φ 9.52 Flare connection
2 Gas pipe connection Φ 15.90 Flare connection
3 Remote control wiring connection
4 Power supply connection
5 Drain pipe connection VP25 (O.D.Φ32, I.D.Φ25)
6 Air filter
7 Air suction side
8 Air discharge side
9 Name plate

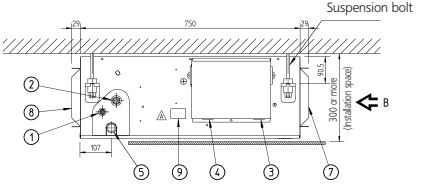

Notes:

1. Refer to 'outlook drawing for installing optional accessories' when installing optional accessories.
2. For maintenance of the air filter, it is necessary to provide a service access panel according to the installation method. (Refer to the 'filter installation method' drawing)